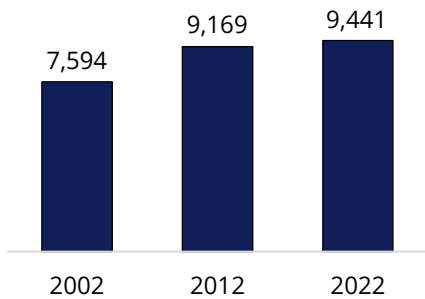


# Directorate for Social, Behavioral and Economic Sciences (SBE)

## DIRECTORATE PROFILE

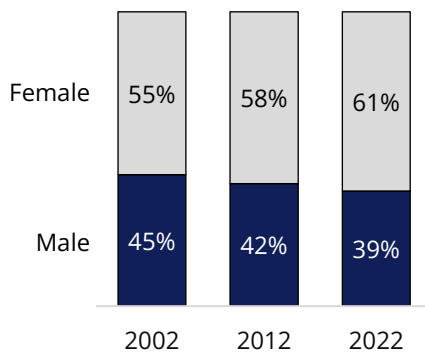
### SBE Research Doctorate Recipients by Graduation Year

Number: 2002, 2012, and 2022



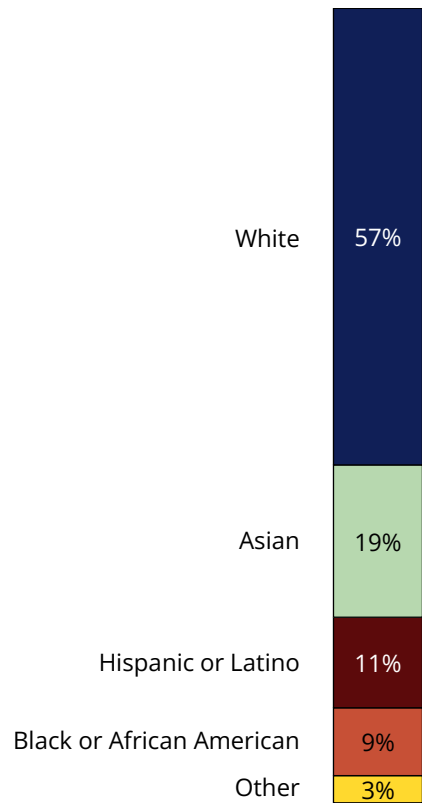
Source: Survey of Earned Doctorates.

Sex: 2002, 2012, and 2022



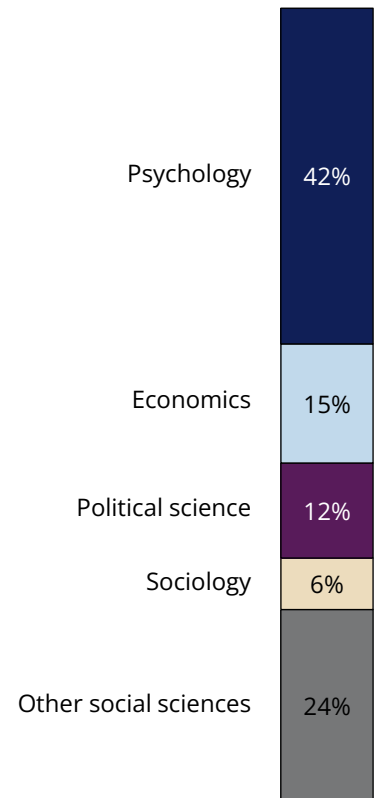
Source: Survey of Earned Doctorates.

Race and ethnicity: 2022



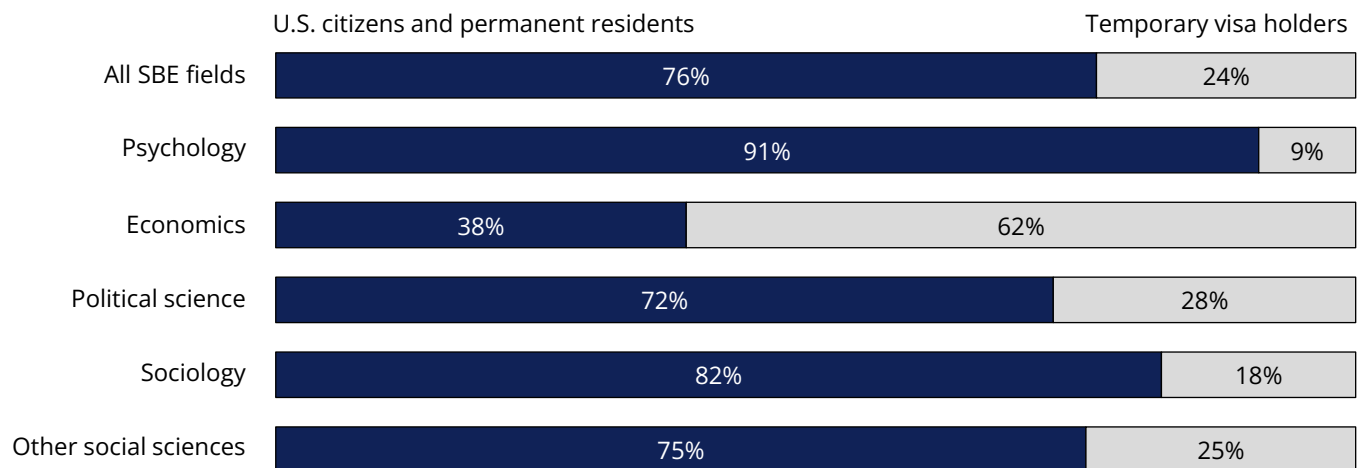
Source: Survey of Earned Doctorates.

Field of degree: 2022



Source: Survey of Earned Doctorates.

### Citizenship status by field of degree: 2022

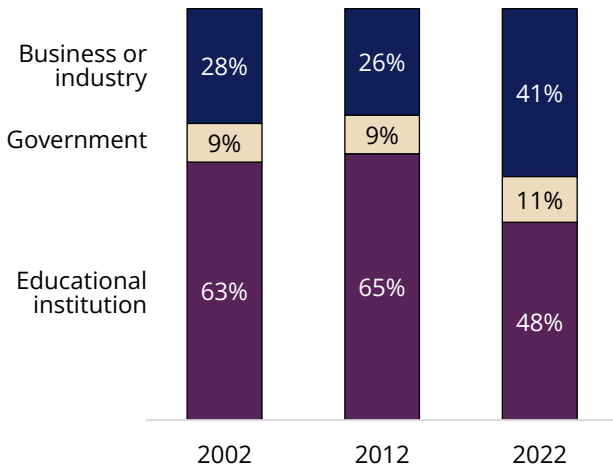


Source: Survey of Earned Doctorates.



## SBE Research Doctorate Recipients by Graduation Year

Definite non-postdoctoral employment commitments by sector: 2002, 2012, and 2022



Source: Survey of Earned Doctorates.

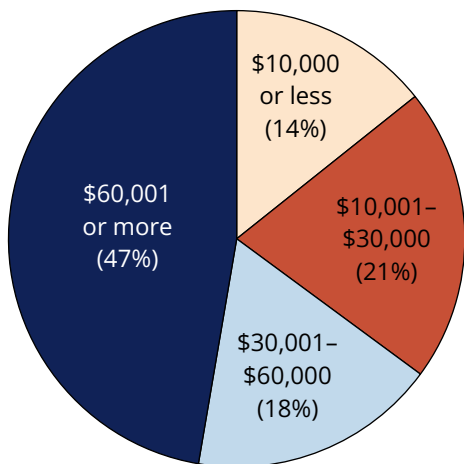
# 61%

of social, behavioral, and economic sciences research doctorate recipients reported having **no graduate education-related debt** after receiving their doctoral degree in 2022.

Source: Survey of Earned Doctorates.

## Graduate education-related debt among those with graduate debt: 2022

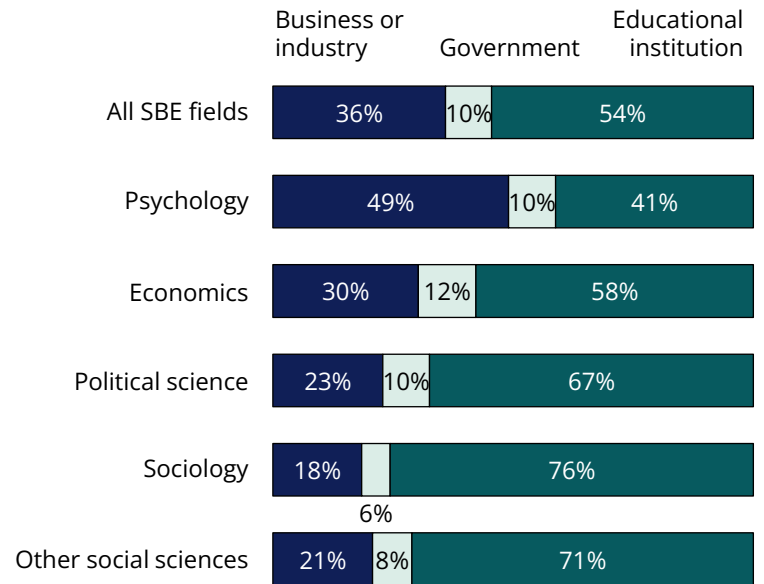
Among the 39% who reported debt



Source: Survey of Earned Doctorates.

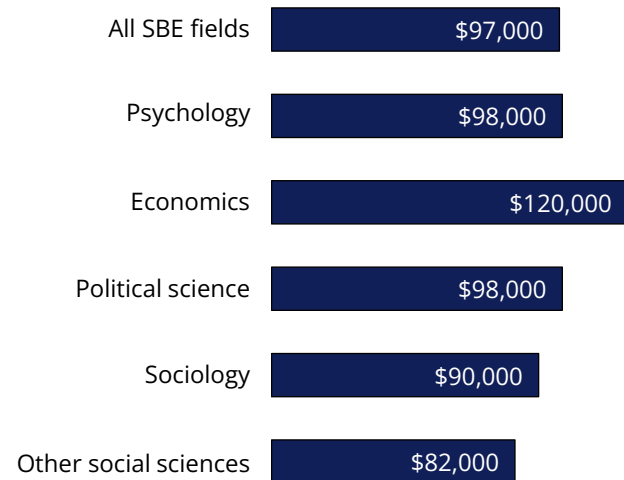
## SBE Research Doctorate Recipients under the Age of 76

Employment sector by field of degree: 2021



Source: Survey of Doctorate Recipients.

## Median salary by field of degree: 2021



Source: Survey of Doctorate Recipients.

The Survey of Earned Doctorates data reflect characteristics of social, behavioral, and economic sciences research doctorate recipients at the time of graduation in academic years 2002, 2012, and 2022. The Survey of Doctorate Recipients data reflect social, behavioral, and economic sciences research doctorate recipients under age 76 as of 1 February 2021. See *Directorate Profiles: Technical Notes* for more information. Percentages may not add to 100% due to rounding.